

POLK COUNTY TREASURER

ADMENDED 2ND QUARTER FOR THE MONTHS OF JAN-MAR 2013

COPY

FUND	BEG BALANCE	RECEIPTS	DISBURSEMENTS	QUARTERLY BAL	INVESTMENT BAL	END BALANCE
GENERAL	822,756.60	11,682,246.73	16,616,435.91	(4,111,432.58)	9,934,719.11	5,823,286.53
HOTEL TAX	18,841.76	4,090.18	2,970.58	19,961.36		19,961.36
JCTF	50,931.04	5,255.96	2,091.68	54,095.32		54,095.32
ROAD & BRIDGE PCT 1	277,878.38	689,790.00	184,625.13	783,043.25	324,232.06	1,107,275.31
ROAD & BRIDGE PCT 2	(96,921.20)	712,421.47	293,122.28	322,377.99	226,239.62	548,617.61
ROAD & BRIDGE PCT 3	(126,012.09)	851,739.32	275,387.51	450,339.72	710,813.40	1,161,153.12
ROAD & BRIDGE PCT 4	53,979.04	874,411.25	267,710.80	660,679.49	639,883.41	1,300,562.90
LATERAL ROAD PCT 1	12,136.93			12,136.93	44,923.62	57,060.55
LATERAL ROAD PCT 2	11,886.52			11,886.52	32,200.89	44,087.41
LATERAL ROAD PCT 3	14,839.42			14,839.42	82,798.43	97,637.85
LATERAL ROAD PCT 4	14,641.55			14,641.55	72,744.80	87,386.35
JP SECURITY	1,064.57			26,389.09		26,389.09
SECURITY	2,333.47	30,255.36	27,637.87	69,280.69		69,280.69
ENV SERVICE			30,255.36	2,333.47		2,333.47
DISASTER REIMB						
LAW LIBRARY	52,759.48	3,171.61	1,308.85	54,622.24		54,622.24
PRE TRIAL INTERVENTION	31,147.94	5,150.00	1,460.00	34,837.94		34,837.94
D A SPECIAL	(71.42)	4.23	1,581.96	(1,649.15)		(1,649.15)
D A HOT CHECK	30,901.13	1,285.00		32,186.13		32,186.13
AGING	206,413.37	96,398.67	84,863.20	217,948.84		217,948.84
SHERIFF COMMISSARY	24,150.16	2,525.19	1,151.91	25,523.44		25,523.44
DEBT SERVICE	1,099,605.55	2,407,526.29	1,145,378.64	2,361,753.20	1,457.71	2,363,210.91
DEBT SVC-ENV SVC					759,395.26	759,395.26
JUDICIARY	116,742.09	161,748.48	129,011.13	149,479.44		149,479.44
SO CONTRABAND	141,456.73	2,271.78	139,184.95	(27,708.63)		139,184.95
DA CONTRABAND	(26,854.21)	854.42		(27,708.63)		(27,708.63)
OTHER SEIZURES PEND	16,585.71	8,620.00		7,965.71		7,965.71
DRG SEIZURE PEND	10,634.62			10,634.62		10,634.62
RAP	122,490.94	33,096.00	78,483.36	77,103.58		77,103.58
CC RECORDS MGMT	(3,822.41)	18,937.02	9,914.66	5,199.95		5,199.95
DC RECORDS MGMT	17,974.00	2,874.50		20,848.50		20,848.50
CO & DIST CT TECH	1,874.00	316.00		2,190.00		2,190.00
PROBATION	43,094.08	377,228.83	427,813.76	(7,490.85)		(7,490.85)
TOTAL	2,968,588.41	18,057,564.51	19,592,950.79	1,433,202.13	13,050,022.14	14,483,224.27
JURY FUND	1,864.00	17,502.00	17,502.00	1,864.00		1,864.00
CREDIT CARDS JP	3,453.50	107,265.77	106,300.17	4,419.10		4,419.10
CC COUNTY CLERK						
JP#3	106.00	61,626.40	61,626.40	106.00		106.00
JUDICIAL CONSTNR	30,830.84	3,401.25	9,102.50	25,129.59	114,352.83	139,482.42
JAIL CONSTNR	121.08			121.08		121.08
HISTORICAL COMMISSION	23,783.12	15,233.47	688.03	38,328.56	383,318.16	
COLLEGE/COMMERCE		1,102,221.02	879,163.59	223,057.43		
GRANT FUNDS	703,839.95	2,403,353.84	2,334,911.05	772,282.74		772,282.74
RETIREE HEALTH INS	350,501.81	200,193.63	14,485.55	536,209.89		536,209.89
PAYROLL		1,915,831.50	1,915,831.50			
PERMANENT SCHOOL	535,199.07	1,500,449.30	1,817,983.71	217,664.66	944,414.28	1,162,078.94
AVAILABLE SCHOOL	9,727.51	1,819,992.45	1,829,565.08	154.88	212,920.79	213,075.67
FED EQUITABLE SHARE	3,221.12			3,221.12		3,221.12
GRAND TOTAL	4,631,236.41	27,204,635.14	28,580,110.37	3,255,761.18	14,705,028.20	17,960,789.38

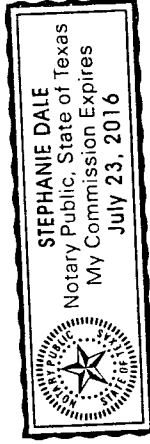
I HEREBY CERTIFY THAT THE FOREGOING REPORT IS TRUE AND CORRECT

*Clerie Williams*  
COUNTY TREASURER

SUBSCRIBED AND SWORN TO BEFORE ME

THIS 5 DAY OF JUNE 2013


*Stephanie Dale*



INVESTMENT REPORT 2ND QTR (JAN-MAR) 2013

FUND	POOL INVESTMENTS	BEG BAL	DEPOSITS	WITHDRAWALS	INTEREST	BALANCE
10	General	2,931,952.54	7,000,031.67	2,734.90	9,934,719.11	
21	Road & Bridge Pct 1	324,152.86	-	79.20	324,232.06	
22	Road & Bridge Pct 2	226,184.38	-	55.24	226,239.62	
23	Road & Bridge Pct 3	710,639.71	-	173.69	710,813.40	
24	Road & Bridge Pct 4	639,727.02	-	156.39	639,883.41	
21	Lateral Road Pct 1	44,912.63	-	10.99	44,923.62	
22	Lateral Road Pct 2	32,192.99	-	7.90	32,200.89	
23	Lateral Road Pct 3	82,778.19	-	20.24	82,798.43	
24	Lateral Road Pct 4	72,727.06	-	17.74	72,744.80	
61	Debt Service	1,457.65	-	0.06	1,457.71	
61	DBT SVC-ENV SVC	759,209.76	-	185.48	759,395.26	
90	DA Contraband	102,428.68	-	25.01	102,453.69	
90	Dtg Seizure Pend	118,131.23	-	28.91	118,160.14	
19	Judicial Center Constr	114,324.89	-	27.94	114,352.83	
20	Jail Construction	-	-	-	-	
28	Historical Commission	383,224.55	-	93.61	383,318.16	
91	Permanent School	2,411,587.04	-	1,467,688.63	944,414.28	
92	Available School	214,157.38	510.39	1,799.40	212,920.79	
<b>TOTAL POOL ACCOUNT</b>		<b>9,169,788.58</b>	<b>7,000,542.06</b>	<b>1,469,488.03</b>	<b>4,185.59</b>	<b>14,705,028.20</b>
<b>TOTAL CD INVESTMENTS</b>						<b>14,705,028.20</b>

This report is made in accordance with provisions of Gov. Code 2256, The Public Funds Investment Act, which requires quarterly reporting of investment transactions for county funds to the Commissioner's Court. The investments held in Polk County's portfolio comply with the Public Funds Investment Act and with the County's investment policy and strategies.

  
 Terri Williams, County Investment Officer

# COPY

3RD QUARTER FOR THE MONTHS OF APR-JUN 2013

POLK COUNTY TREASURER

FUND	BEG BALANCE	RECEIPTS	DISBURSEMENTS	QUARTERLY BAL	INVESTMENT BAL	END BALANCE
GENERAL	(4,111,432.58)	7,505,636.86	7,869,349.79	(4,475,145.51)	8,137,822.53	3,662,677.02
HOTEL TAX	19,961.36	7,324.36	3,301.48	23,984.24		23,984.24
JCTF	54,095.32	4,808.66	9,076.40	49,827.58		49,827.58
ROAD & BRIDGE LEASE		126,412.67	407,658.44	(281,245.77)		(281,245.77)
ROAD & BRIDGE PCT 1	783,043.25	98,744.93	237,614.67	644,173.51	324,294.43	988,467.94
ROAD & BRIDGE PCT 2	322,377.99	115,208.16	333,011.44	104,574.71	226,283.08	330,857.79
ROAD & BRIDGE PCT 3	450,339.72	122,996.45	349,324.08	224,012.09	710,950.02	934,962.11
ROAD & BRIDGE PCT 4	660,679.49	124,996.92	369,478.83	416,197.58	640,006.36	1,056,203.94
LATERAL ROAD PCT 1	12,136.93	-	-	12,136.93	44,932.27	57,069.20
LATERAL ROAD PCT 2	11,886.52	-	-	11,886.52	32,207.07	44,093.59
LATERAL ROAD PCT 3	14,839.42	-	-	14,839.42	82,814.27	97,653.69
LATERAL ROAD PCT 4	14,641.55	-	-	14,641.55	72,758.80	87,400.35
JP SECURITY	26,389.09	1,180.02	-	27,569.11		27,569.11
SECURITY	69,280.69	9,423.85	29,355.80	49,348.74		49,348.74
ENV SERVICE	2,333.47	33,462.34	33,462.34	2,333.47		2,333.47
DISASTER REIMB		-	-	-		-
LAW LIBRARY	54,622.24	2,811.00	2,155.52	55,277.72		55,277.72
PRE TRIAL INTERVENTION	34,837.94	3,980.00	1,230.00	37,587.94		37,587.94
D A SPECIAL	(1,649.15)	10,157.16	-	8,508.01		8,508.01
D A HOT CHECK	32,186.13	922.61	1,113.80	31,994.94		31,994.94
AGING	217,948.84	101,006.48	80,898.59	238,056.73		238,056.73
SHERIFF COMMISSARY	25,523.44	6,013.40	1,120.33	30,416.51		30,416.51
DEBT SERVICE	2,361,753.20	209,289.23	16,918.27	2,554,124.16	1,457.71	2,555,581.87
DEBT SVC-ENV SVC		-	-	-	759,541.19	759,541.19
JUDICIARY	149,479.44	159,952.18	164,503.47	144,928.15		144,928.15
SO CONTRABAND	139,184.95	23,166.70	-	162,351.65		162,351.65
DA CONTRABAND	(27,708.63)	262.20	23,334.90	(50,781.33)	102,473.37	51,692.04
OTHER SEIZURES PEND	7,965.71	-	-	7,965.71		7,965.71
DRG SEIZURE PEND	10,634.62	12,430.06	13,304.06	9,760.62	130,613.66	140,374.28
RAP	77,103.58	34,287.50	26,967.45	84,423.63		84,423.63
CC RECORDS MGMT	5,199.95	3,133.50	7,436.51	896.94		896.94
DC RECORDS MGMT	20,848.50	3,006.18	-	23,854.68		23,854.68
CO & DIST CT TECH	2,190.00	193.67	-	2,383.67		2,383.67
PROBATION	(7,490.85)	452,306.81	430,045.53	14,770.43		14,770.43
TOTAL	1,433,202.13	9,173,113.90	10,410,661.70	195,654.33	11,266,154.76	11,461,809.09
JURY FUND	1,864.00	15,705.00	15,772.00	1,797.00		1,797.00
CREDIT CARDS JP	4,419.10	98,717.98	95,054.75	8,082.33		8,082.33
CC COUNTY CLERK		-	-	-		-
JP#3	106.00	58,334.75	58,334.75	106.00		106.00
JUDICIAL CONSTR	25,129.59	25,000.00	15,349.64	34,779.95	89,374.63	124,154.58
JAIL CONSTR.	121.08	121.08	242.16	-		-
HISTORICAL COMMISSION	38,328.56	205.90	733.85	37,800.61	383,391.83	421,525.34
COLLEGE/COMMERCE	223,057.43	2,224,114.40	1,956,419.90	490,751.93		490,751.93
GRANT FUNDS	772,282.74	1,305,675.16	467,974.34	1,609,983.56		1,609,983.56
RETIREE HEALTH INS	536,209.89	259.85	16,210.84	520,258.90		520,258.90
PAYROLL		1,642,150.34	-	-		-
PERMANENT SCHOOL	217,664.66	247,738.15	440,040.49	25,362.32	719,291.18	744,653.50
AVAILABLE SCHOOL	154.88	500,615.37	475,612.93	25,157.32	212,930.92	238,088.24
FED EQUITABLE SHARE	3,221.12	12,000.00	-	15,221.12		15,221.12
GRAND TOTAL	3,255,761.18	15,303,751.88	15,594,557.69	2,964,955.37	12,671,143.32	15,636,098.69

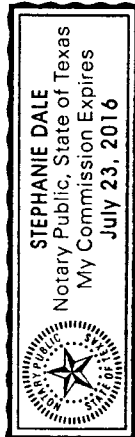
I HEREBY CERTIFY THAT THE FOREGOING REPORT IS TRUE AND CORRECT

*Jeri Williams*  
COUNTY TREASURER

SUBSCRIBED AND SWORN TO BEFORE ME

THIS 22ND DAY OF AUGUST, 2013

*Stephanie Dale*




INVESTMENT REPORT 3RD QTR (APR-JUN) 2013

CD INVESTMENTS PURCHASE DATE CD # AMOUNT INT RATE MATURITY DATE

FUND	POOL INVESTMENTS	BEG BAL	DEPOSITS	WITHDRAWALS	INTEREST	BALANCE
10	General	9,934,719.11	51.81	1,800,000.00	3,051.61	8,137,822.53
21	Road & Bridge PCT 1	324,232.06	-	-	62.37	324,294.43
22	Road & Bridge PCT 2	226,239.62	-	-	43.46	226,283.08
23	Road & Bridge PCT 3	710,813.40	-	-	136.62	710,950.02
24	Road & Bridge PCT 4	639,883.41	-	-	122.95	640,006.36
21	Lateral Road Pct 1	44,923.62	-	-	8.65	44,932.27
22	Lateral Road Pct 2	32,200.89	-	-	6.18	32,207.07
23	Lateral Road Pct 3	82,798.43	-	-	15.84	82,814.27
24	Lateral Road Pct 4	72,744.80	-	-	14.00	72,758.80
61	Debt Service	1,457.71	-	-	-	1,457.71
61	DBT SVC-ENV SVC	759,395.26	-	-	145.93	759,541.19
90	DA Contraband	102,453.69	-	-	19.68	102,473.37
90	Drg Seizure Pend	118,160.14	12,430.06	-	23.46	130,613.66
19	Judicial Center Constr	114,352.83	-	25,000.00	21.80	89,374.63
20	Jail Construction	-	-	-	-	-
28	Historical Commission	383,318.16	-	-	73.67	383,391.83
91	Permanent School	944,414.28	-	225,292.44	169.34	719,291.18
92	Available School	212,920.79	276.22	307.00	40.91	212,930.92
	TOTAL POOL ACCOUNT	14,705,028.20	12,758.09	2,050,599.44	3,956.47	12,671,143.32
	TOTAL CD INVESTMENTS					12,671,143.32
	TOTAL INVESTMENTS					12,671,143.32

This report is made in accordance with provisions of Gov. Code 22566. The Public Funds Investment Act, which requires quarterly reporting of investment transactions for county funds to the Commissioner's Court. The investments held in Polk County's portfolio comply with the Public Funds Investment Act and with the County's investment policy and strategies.

  
 Terri Williams, County Investment Officer